



# Children, Young People and Families' Plan for 2024-2027

## Foreword by Responsible Ministers

As named Responsible Ministers under the new Children and Young People (Jersey) Law 2022, we have a duty to prepare and publish a strategic plan for children and young people in each four year period. We are delighted to be publishing the Children, Young People and Families' Plan 2024-2027.

The Children, Young People and Families' Plan 2024-2027 provides an overarching framework behind which government programmes and strategies can align to promote and support the wellbeing and safeguard the welfare of children and young people. This plan is intended as an enabler for joint working and commissioning of services from the private and voluntary sectors who play a vital role in children and family's lives.

The review of the previous Children and Young People's Plan 2019-2023 benefited from a focus on children's outcomes and the deliberate use of outcomes-based accountability to ensure a relentless focus on children and young people's wellbeing. Focusing on outcomes enabled us all to see areas of improvement and identify others in which more work is yet to be done. A youth friendly version of the review was developed to ensure accessibility of findings for children and young people.

In a series of workshops with key government departments and community voluntary sector agencies, agreement was reached to build on the outcomes and retain the overall structure of the Children and Young People's Plan 2019-2023 to ensure consistency and common language. The shared vision remains that **all children should have an equal opportunity to be safe, flourish and fulfil their potential.**

This vision will be achieved by focusing on five 'Big Picture Outcomes':

All children and young people in Jersey:

1. Are healthy and happy
2. Can learn and achieve
3. Enjoy a decent standard of living
4. Are safe and loved
5. Are included, respected and valued

We will spotlight on specific areas of need to enhance accountability and bring focused action and demonstrable change to the lives of children and young people in Jersey. We will encourage cross-departmental working within Government and work alongside other agencies to enhance delivery. The plan will be responsive to future challenges. The revised governance structure will ensure that positive intentions become fully implemented across departments and agencies.

We look forward to working with colleagues from across organisations to ensure that Jersey is a place where all children have an equal opportunity to be safe, flourish and fulfil their potential.

*Minister for Children and Families, Minister for Health and Social Services, Minister for Justice and Home Affairs, Minister for Housing*

## Contents

|  |    |
|--|----|
| Introduction   | 3  |
| Vision   | 3  |
| Thinking Long Term: Island Outcomes and Sustainable Wellbeing      | 4  |
| Indicators   | 5  |
| Five Big Picture Outcomes: all children and young people in Jersey | 6  |
| 1. Are healthy and happy   | 6  |
| 2. Can learn and achieve   | 9  |
| 3. Enjoy a decent standard of living                               | 12 |
| 4. Are safe and loved  | 15 |
| 5. Are included, respected and valued                              | 19 |
| A Framework to Develop and Support System Wide Delivery            | 22 |
| Appendix 1: Template - Big Picture Outcomes                        | 23 |
| Appendix 2: Feedback from children and young people                | 24 |

## Introduction

The Children and Young People (Jersey) Law 2022 was passed by the Assembly in February 2022 and represents a significant update to the existing legislative framework to support children and young people in Jersey. The new Law sets out a legal framework and series of new arrangements to promote wellbeing and safeguard the welfare of children.

Under the new Law Responsible Ministers are required to produce and publish a strategic plan for all children every four years.<sup>1</sup> This plan sets out what we want to achieve for children and young people and should enable better collective decision making about services and facilities. The plan must be kept under review and a review published outlining the extent to which the plan has achieved its aims.

## Vision

Our vision has been shaped over time in discussion with children and young people, along with those who deliver services to them. Having a common vision and focus across services will enable alignment and harness the collective effort required to realise improvements in children's wellbeing.

It is our vision that: **All children should have an equal opportunity to be safe, flourish and fulfil their potential.**

This vision will be achieved by focusing on the following five 'Big Picture Outcomes':

All children and young people in Jersey:

1. Are healthy and happy
2. Can learn and achieve
3. Enjoy a decent standard of living
4. Are safe and loved
5. Are included, respected and valued

These Big Picture Outcomes reflect minor changes to the outcomes included in the previous Children and Young People's Plan 2019-2023. These changes reflect feedback from children and young people on the common themes which matter most to them.

They also bring Jersey's children's plan in line with best practice from other jurisdictions, with the addition of an outcome that focuses on ensuring that children and young people experience economic and environmental wellbeing.

---

<sup>1</sup> [Children and Young People \(Jersey\) Law 2022 \(jerseylaw.je\)](http://jerseylaw.je)

## Thinking Long Term: Island Outcomes and Sustainable Wellbeing

The Public Finances (Jersey) Law 2019 requires the Council of Ministers to take into account the sustainable wellbeing of the inhabitants of Jersey (“Islanders”) over successive generations when preparing the Government Plan each year.

Progress towards the sustainable wellbeing of Islanders over successive generations is monitored against ten Island Outcomes (statements describing what Islanders want for the future). These ten Island Outcomes were developed during a large consultation exercise called “Future Jersey”. These ten outcomes fall into three pillars - community, economy and environment. In order to monitor our progress towards the Island Outcomes, a number of Island Outcome Indicators exist, to give a high-level overview of the long term trend over time.



The development of a new plan for Children, Young People and Families has enabled a timely review of the sustainable wellbeing indicators as they relate to children and young people. The proposal is to rename the ‘Children’ outcome as ‘Learn and Grow’, but also to produce an entire set of Island Outcome Indicators specifically for children. These children’s indicators would use the same ten outcomes but with children specific Indicators beneath them. This would produce a high-level, children specific picture of sustainable wellbeing over the long-term.

The five Big Picture Outcomes identified in the Children, Young People and Families’ Plan deliberately overlap with the longer-term Island Outcomes for Children. The shorter-term Children, Young People and Families’ Plan will include indicators that give a richer picture and are relevant to Government programmes and strategy. The five Big Picture Outcomes have been included in the Children, Young People and Families’ Plan as they have been assessed as requiring action.

## **Indicators**

The five Big Picture Outcomes are about **all** children in Jersey. We do not view these outcomes in isolation. They are inextricably intertwined. By recognising the crucial interaction between these outcomes, we will work together to make the biggest difference in the lives of children and young people. Our ambition is to improve everyday lives for all children and young people.

This strategic plan provides an overarching framework to stimulate action and support continuous challenge of our collective leadership. It is a “live” document designed to be flexible enough to allow for and recognise change. We will keep this plan under continual review to ensure it remains relevant, dynamic and aligned with shifting local and national priorities.

The starting point for each indicator is also to consider the progress of children in Jersey as a whole population group. Breaking down these headline results is the key to understanding the stories behind the baseline. Wherever possible the data will be broken down by factors such as age, gender language spoken, family status (e.g. single parent families, looked after children, etc) and deprivation indices to offer insight into any inequalities and disadvantage.

The headline list of indicators does not represent the vast range of data, analysis and other evidence which we will continue to review to ensure that this plan is having the impact we would want it to. We will take a flexible approach, making careful use of a range of objective performance information so that we can respond to emerging issues. Importantly, we will always look at the story behind the data through the eyes and voice of children, young people and families.

## **Template**

Appendix 1 provides an overview of the layout of the rest of the plan. For each of the five Big Picture Outcomes we highlight how the plan aligns, and is informed by, all work which affects children and families.

## **Engagement with children and young people**

As part of the School Council Network event, children and young people were invited to review, comment and feedback on the draft plan. Their feedback resulted in the working title of ‘Children and Families’ Plan’ being changed to the ‘Children, Young People and Families’ Plan’. This name received an overwhelming majority of votes from secondary school representatives. What the outcomes mean to children and young people has been incorporated throughout the plan. A feedback and participation report has been published alongside this plan and a summary is included as appendix 2.

# Big Picture Outcome 1: All children in Jersey are healthy and happy

|   |  |
|---|--|
| <p><b>Ambition</b></p>  |  |
| <p>Good health is an essential foundation for children’s quality of life. Often healthy behaviours (e.g. a balanced diet, regular exercise, avoidance of tobacco and alcohol) established in childhood can last into adulthood and reduce the chances of developing a chronic condition later in life. There can be no health without mental health, yet demand for child mental health services are continuing to increase. Timely access to health services is important in securing a healthy start to life. In addition, wider factors such as good quality housing, active transport, and access to parks and countryside are recognised as having a key role to play in supporting healthy childhoods.</p>  |  |
| <p><b>What must go well?</b></p>  |  |
| <p>This means that children:</p> <ul style="list-style-type: none"> <li>• enjoy the <b>best start</b> in life</li> <li>• enjoy the <b>best health</b> as they grow up</li> <li>• have spaces and opportunities to <b>play</b></li> <li>• enjoy good <b>mental wellbeing</b></li> <li>• live in sustainable, <b>healthy environments</b></li> <li>• are able to make healthy lifestyle choices</li> </ul>  |  |
| <p><b>Jersey’s Children First</b></p>   | <p><b>Key programmes and strategies</b></p>  |
| <div data-bbox="236 1111 603 1473" data-label="Diagram"> <p><b>Jersey's Children First</b><br/>right help - right time</p> <ul style="list-style-type: none"> <li><b>Nurtured:</b> Having a loving care to help a child's early development and to provide a stable care setting.</li> <li><b>Active:</b> Having opportunities to use skills in schools, sports, play, recreation and opportunities for children to play in their own backyards, home and in the community.</li> <li><b>Respected:</b> Being treated with respect and having their views and opinions valued.</li> <li><b>Responsible:</b> Having opportunities and encouragement to take active and responsible roles in their schools and communities and where necessary, having appropriate guidance and supervision and being included in decisions that affect them.</li> <li><b>Included:</b> Having the opportunity to be part of the community and to be able to play and learn with other children.</li> <li><b>Safe:</b> Having a safe environment where they can play and learn and where they are protected from harm.</li> <li><b>Healthy:</b> Having the opportunity to be healthy and to have access to services that support their health and wellbeing.</li> <li><b>Achieving:</b> Being supported and guided to develop skills and to be successful in their learning, work and in the community.</li> </ul> </div> <p>Practitioners working to improve the ‘Active’, ‘Healthy’ and ‘Nurtured’ elements of the Jersey’s Children First Model will be contributing to this Big Picture Outcome.</p> | <ul style="list-style-type: none"> <li>• Healthy Child Programme (FNHC)</li> <li>• Baby Steps and Maternal Early Childhood Sustained Home Visiting Programme (FNHC)</li> <li>• Special Needs Inclusion Programme (JCCT)</li> <li>• Best Start Plus Nursery Funding Programme (JCCT)</li> <li>• UNICEF Baby friendly breastfeeding initiative</li> <li>• Family Food and Fitness Programme</li> <li>• Jersey Sport’s ‘Inspiring an Active Jersey’ strategy</li> <li>• Children and Young People’s Emotional Wellbeing and Mental Health Strategy 2022-2025</li> <li>• Population Health Prevention Strategy 2023-2027</li> <li>• Substance use strategy 2023 to 2033</li> <li>• Oral Health Strategy (to be published)</li> </ul> |

## United Nations Convention on the Rights of the Child: Articles



### Island Outcome Indicators for children and young people

- % of children aged 2 years reaching all their developmental milestones\*
- % of children with a healthy BMI\*
- Health-related Quality of Life score for children\*
- % of mothers who are breastfeeding (either fully or partially) at 6 to 8 weeks.
- % of young people meeting the recommended minimum level of physical activity
- % of journeys to school usually made by walking, cycling or public transport
- % of children who have fewer than two healthy lifestyle behaviours (not smoking, eating fruit daily or vegetables daily, never or rarely drink, physically active for an hour everyday) \*\*

### Data Development Agenda

| Outcome             | Indicator   | Rationale   |
|---------------------|---|---|
| 1 Healthy and happy | % of children who have fewer than two healthy lifestyle behaviours (not smoking, eating fruit daily or vegetables daily, never or rarely drink, physically active for an hour everyday) | This indicator would need to be compiled from existing data.<br><br>Combining multiple measures into one indicator. |

### What does this outcome mean to children and young people

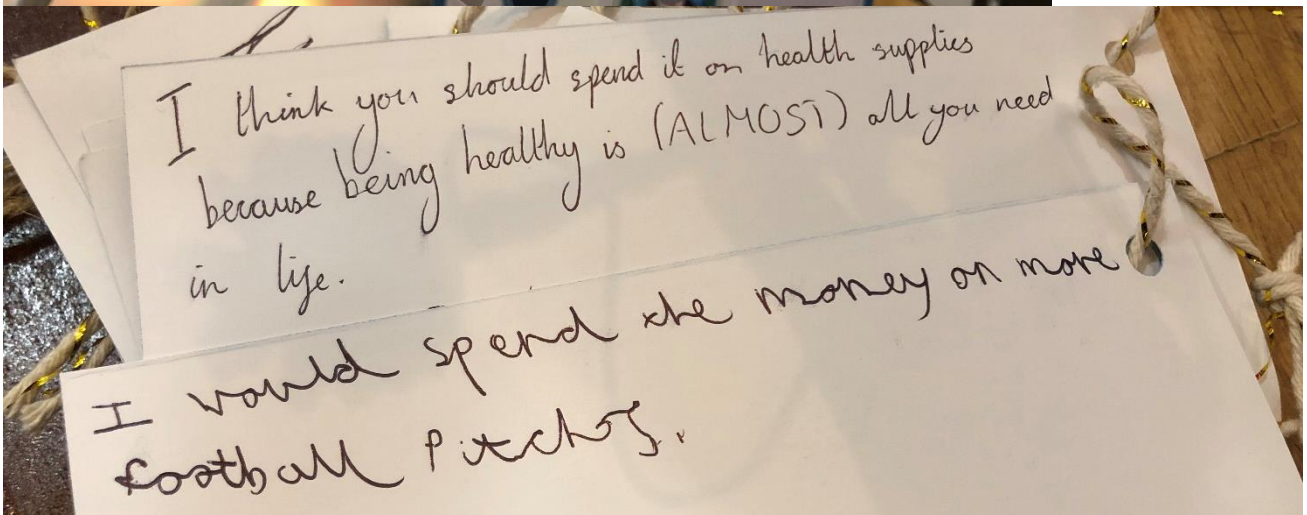
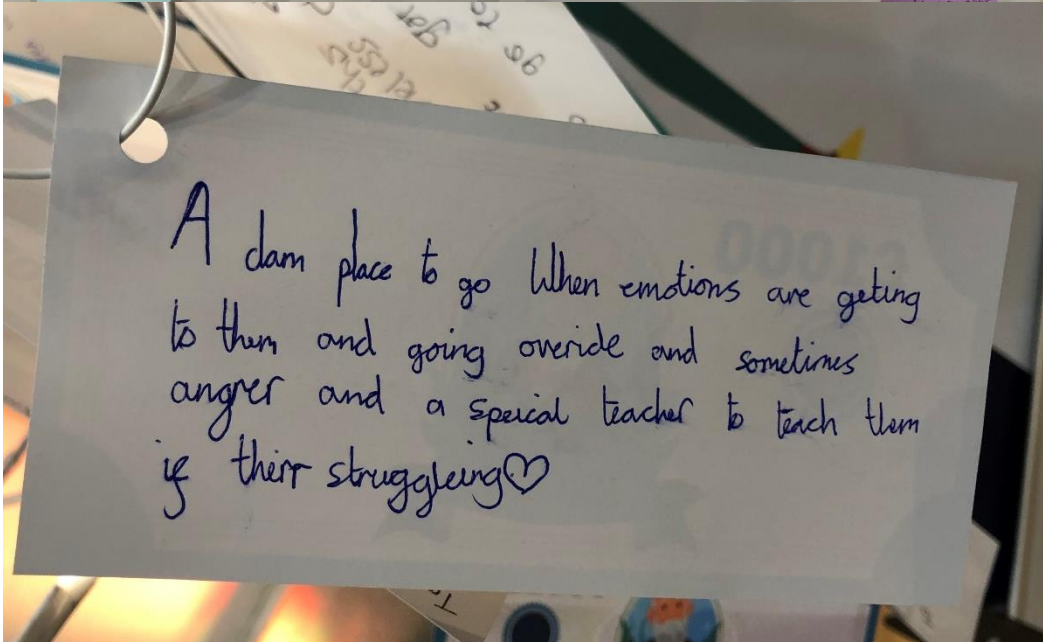
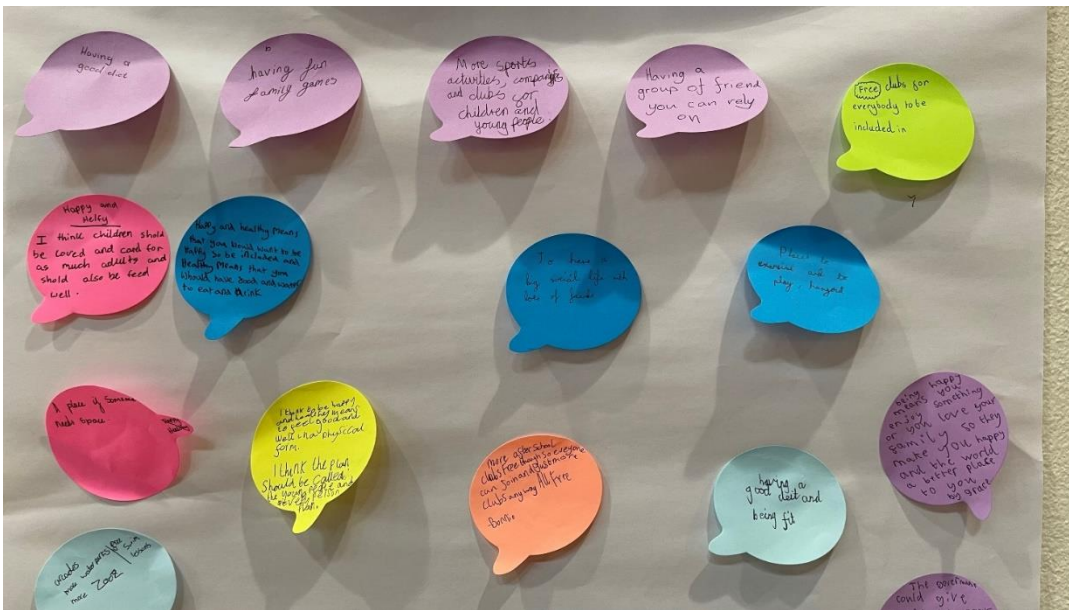
More places to play

Cheaper healthier food








Free clubs and activities



## Big Picture Outcome 1: All children in Jersey are healthy and happy



## Big Picture Outcome 2: All children in Jersey can learn and achieve

|  |  |   |  |   |   |
|--|--|---|--|---|---|
| <h3>Ambition</h3>  |  |   |  |   |   |
| <p>Today's children will determine Jersey's future. Development in a child's early years is an important predictor of success in later life. Children who access a high quality early learning experience are likely to achieve better results at the end of both primary and secondary school. Education plays a key role in determining how someone spends their adult life. Young people leaving education and training prematurely run a greater risk of struggling to find employment and are more likely to work in insecure and low-paid jobs or experience longer periods of unemployment later in life.</p> |  |   |  |   |   |
| <h3>What must go well?</h3>  |  |   |  |   |   |
| <p>This means that children:</p> <ul style="list-style-type: none"> <li>• are <b>positively engaged</b> with education</li> <li>• are proficient in <b>numeracy, reading and writing</b></li> <li>• develop the social, emotional and <b>communication skills</b> they need to progress through life</li> <li>• complete <b>compulsory education</b> successfully</li> <li>• stay in education or training <b>beyond 16</b></li> <li>• can successfully deal with significant <b>life changes and challenges</b></li> </ul>  |  |   |  |   |   |
| <h3>Jersey's Children First</h3>   | <h3>Key programmes and strategies</h3>   |   |  |   |   |
|  <p>Practitioners working to improve the 'Achieving' and 'Included' elements of the Jersey's Children First Model will be contributing to this Big Picture Outcome.</p>   | <ul style="list-style-type: none"> <li>• Education Reform Programme</li> <li>• Further Education and Skills – Actionable Agenda</li> </ul> |   |  |   |   |
| <h3>United Nations Convention on the Rights of the Child: Articles</h3>  |  |   |  |   |   |
|  <p>2<br/>NO DISCRIMINATION</p>   |  <p>3<br/>BEST INTERESTS OF THE CHILD</p>               |  <p>6<br/>LIFE, SURVIVAL AND DEVELOPMENT</p> |  <p>12<br/>RESPECT FOR CHILDREN'S VIEWS</p> |  <p>28<br/>ACCESS TO EDUCATION</p> |  <p>29<br/>AIMS OF EDUCATION</p> |

**Island Outcome Indicators for children and young people**

% of children aged 3 and 4 attending early childhood education settings  
*% of pupils that have been absent from school for more than 10% of the sessions available to them (persistent absence in Government of Jersey schools)\**  
 % of pupils assessed as reaching age-related expectations in reading, writing and mathematics at end of KS1  
 % of pupils assessed as reaching age-related expectations in reading, writing and mathematics at end of KS2  
*% of reception children achieving their early learning goals\**  
*Jersey 8 score\**  
*% of young people aged 16 to 18 years who are not in education, employment or training (NEET) or unknown\**  
 Number of Jersey domiciled students attending UK universities  
 % of children participating in organised activities outside of school hours\*\*  
 Number of young people participating in the skills development scheme\*\*

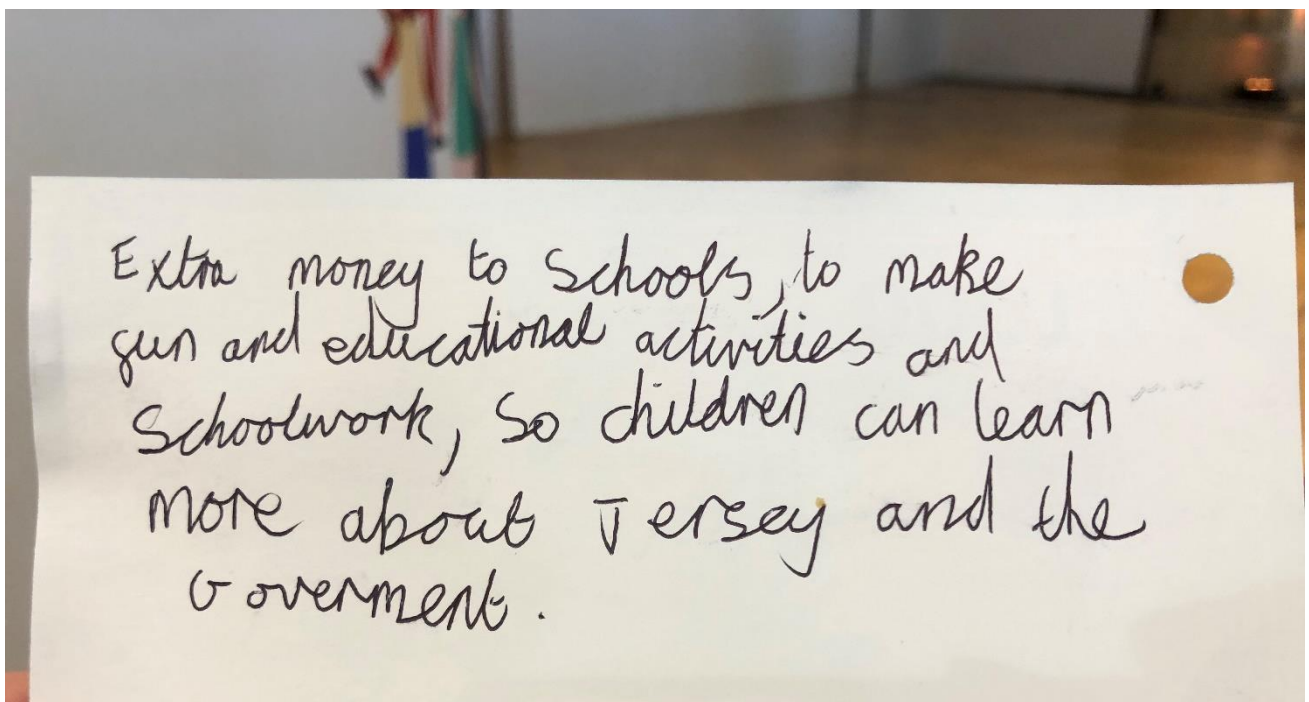
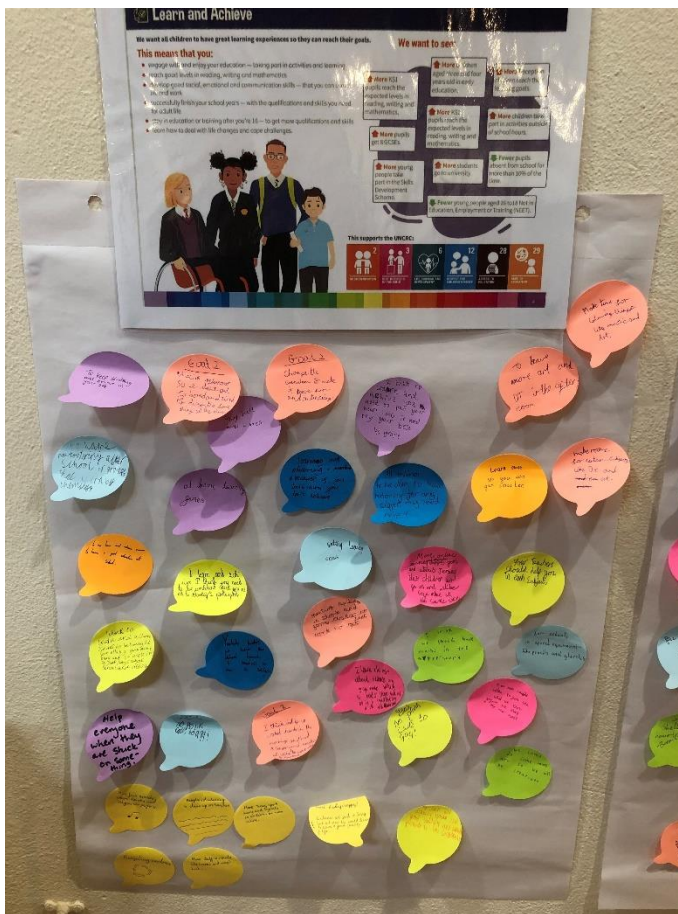
**Data Development Agenda**

| Outcome |                   | Indicator   | Rationale  |
|---------|-------------------|---|--|
| 2       | Learn and achieve | Number of Jersey domiciled students attending university                    | Data availability means that we can currently capture UK university places. Further work required to accurately capture more comprehensive destination data.   |
| 2       | Learn and achieve | % of children participating in organised activities outside of school hours | Alignment with Island Outcome Indicators – people participate in activities they enjoy. Will require development of question for incorporation into Jersey Children and Young People’s Survey.                                 |
| 2       | Learn and achieve | Number of young people participating in the skills development scheme.      | Ensuring Jersey has a skills system that enables its population to be skilled, reskilled and upskilled through life. Part of the actionable agenda includes the data requirements of a responsive and effective skills system. |


**What does this outcome mean to children and young people**

Setting learning goals and working hard  
 More Design and Technology and Art subjects  
 Free after-school tuition and after-school clubs

## Big Picture Outcome 2: All children in Jersey can learn and achieve



## Big Picture Outcome 3: All children in Jersey enjoy a decent standard of living

| Ambition  |  |
|---|--|
| <p>We will always consider the wider context of family and community in working with a child or young person. We do this because families have primary responsibility for, and are the main influence on, their children and young people. We will support families and communities to provide safe and secure places for children and young people. We will help them build their capacity so that they can overcome obstacles which limit opportunity, and we will work with them to build on their strengths so that all children and young people live in an environment where they can flourish and are able to live life to its fullest. We will work relentlessly to ensure that no child, young person, family or community experiences discrimination or is at relative disadvantage and is instead supported to overcome difficulties or barriers to their learning, participation and opportunities.</p> |  |
| What must go well?  |  |
| <p>This means that children:</p> <ul style="list-style-type: none"> <li>• and their parents have a good standard of <b>material wellbeing</b></li> <li>• have regular access to <b>nutritious food</b></li> <li>• live in <b>appropriate, stable housing</b> that is affordable, warm and dry</li> <li>• live in families who can access <b>good jobs</b></li> </ul>  |  |
| Jersey's Children First   | Key programmes and strategies  |
|  <p>The diagram is a circular model with eight segments, each representing an element of the Jersey's Children First Model. The central text reads 'Jersey's Children First right help - right time'. The segments are: Nurtured (helping children thrive), Active (helping children to be part of their lives), Respected (helping children to be treated with respect), Responsible (helping children to be responsible), Included (helping children to be part of their lives), Safe (helping children to be safe), Healthy (helping children to be healthy), and Achieving (helping children to be successful).</p> <p>Practitioners working to improve the 'Included', 'Healthy' and 'Nurtured' elements of the Jersey's Children First Model will be contributing to this Big Picture Outcome.</p>                         | <ul style="list-style-type: none"> <li>• Future Economy Programme</li> <li>• Primary Schools Meals Programme</li> <li>• Healthy Start Fruit and Vegetable Voucher Programme</li> <li>• Best Start Nursery Plus Programme (targeted childcare support)</li> <li>• Jersey Homelessness Strategy 2021</li> <li>• Road Map for Access to Social Housing</li> <li>• Living Wage Accreditation Scheme</li> </ul> |

## United Nations Convention on the Rights of the Child: Articles



## Island Outcome Indicators for children and young people

% of households with children who find it quite difficult or very difficult to cope financially  
 % of Islanders with children who are very satisfied with their housing  
 % of children living in households below the relative low income threshold after housing costs  
 Do you have enough food to eat each day? (Never; sometimes; often; or always) \*\*  
 % of young people who report having black mould on their walls or ceiling


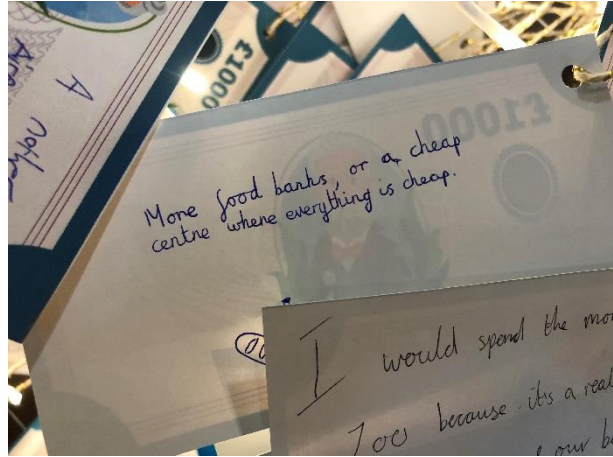

## Data Development Agenda

| Outcome                               | Indicator   | Rationale  |
|---------------------------------------|---|--|
| 3   Enjoy a decent standard of living | Do you have enough food to eat each day? (Never; sometimes; often; or always) | Regular access to nutritious food is included in the New Zealand framework. The Office for National Statistics (ONS) Children Wellbeing questionnaire also asks -<br>Do you have enough food to eat each day? (Never; sometimes; often; or always)<br><br>This would need to be added to the Children and Young People's survey. |


## What does this outcome mean to children and young people

Cheaper food and housing  
 Having a home, food and drink  
 More shelters for homeless people

## Big Picture Outcome 3: All children in Jersey enjoy a decent standard of living



## Big Picture Outcome 4: All children in Jersey are safe and loved

|   |  |
|---|--|
| <p><b>Ambition</b></p>  |  |
| <p>Children live in families that live in parishes that make up our Island of Jersey. Ensuring that all children grow up in loving families is fundamental to children growing to be fulfilled adults. When some families need help, we know that a timely non-judgemental approach is key to building trusting relationships that support families to work through challenges. Where children cannot live with their family then government needs to step in to provide the love and nurture every child needs as well as ensuring equal life chances.</p> |  |
| <p><b>What must go well?</b></p>  |  |
| <p>This means that children:</p> <ul style="list-style-type: none"> <li>• feel <b>loved and supported</b></li> <li>• are able to spend <b>quality time</b> with their parents, family and friends</li> <li>• are <b>safe from accidental</b> injury and death</li> <li>• are safe from <b>intentional harm</b> (including crime, maltreatment and exploitation)</li> <li>• feel confident in the safety of their community</li> <li>• at risk are supported to create positive futures</li> </ul>   |  |
| <p><b>Jersey's Children First</b></p>   | <p><b>Key programmes and strategies</b></p>  |
|  <p>Practitioners working to improve the 'Safe', 'Nurtured' and 'Included' elements of the Jersey's Children First Model will be contributing to this Big Picture Outcome.</p>   | <ul style="list-style-type: none"> <li>• Children's Social Care Improvement Programme</li> <li>• Building a Safer Community (BASC)</li> <li>• Domestic Abuse Strategy 2022-2024</li> <li>• Multi-agency Child Neglect Strategy</li> <li>• Child Sexual Abuse and Exploitation Strategy 2022-2024</li> <li>• Child Accident Prevention (FNHC)</li> <li>• Growing Together Programme (Brighter Futures)</li> </ul> |



## United Nations Convention on the Rights of the Child: Articles



## Island Outcome Indicators for children and young people

*Number of children who are victims of crime\**

*Number of children exposed to domestic abuse\**

*% of children in Years 6, 8 and 10 who report having been being bullied at or near school in the past 12 months\**

% of girls in Years 10 and 12 experiencing inappropriate comments or unwanted attention of a sexual nature in previous 12 months

High or very high level of happiness with your relationships with your family\*\*

High or very high level of happiness with your relationships with your friends\*\*

Number of children under the age of 13 seen at the Emergency Department following an accidental injury

% of young people (aged 12-18) who feel safe (at school, at home, at work, online, in the community, where they live) \*\*


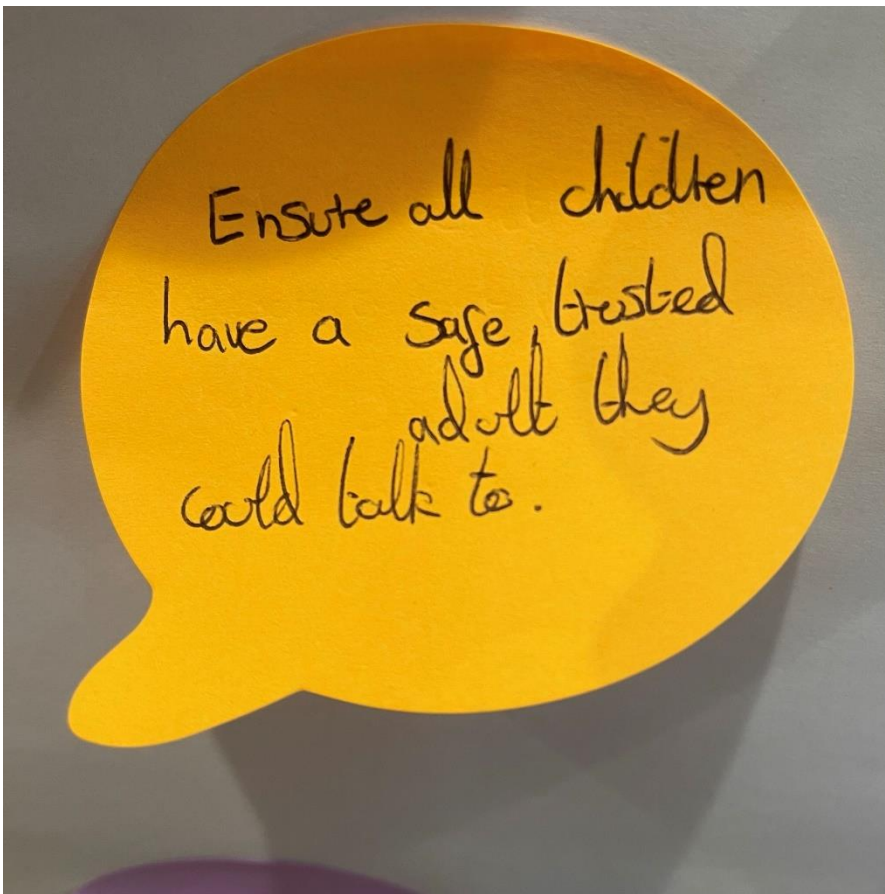
## Data Development Agenda

| Outcome            | Indicator  | Rationale  |
|--------------------|--|--|
| 4   Safe and loved | Number of children and young people receiving early help or social care support where exposure to domestic abuse has been identified | This will enable monitoring of interventions being put in place in recognition of the harmful impact of children's exposure to domestic abuse. |

|   |                |   |   |
|---|----------------|---|---|
| 4 | Safe and loved | Feel loved and supported                        | Examples from elsewhere include:<br>High or very high level of happiness with your relationships with your family / friends (ONS)<br>Review and possible addition to Children and Young People's survey required.   |
| 4 | Safe and loved | Feel confident in the safety of their community | New Zealand includes the % of young people (aged 12-18) who feel safe (at school, at home, at work, online, in the community, where they live).<br>Review and possible addition to Children and Young People's survey required / link to Building a Safety Community data development agenda. |

|   |
|---|
| <b>What does this outcome mean to children and young people</b> |
| Living in a safe and happy home                                 |
| Feeling safe and not bullied                                    |
| Loving family   |

**Big Picture Outcome 4: All children in Jersey are safe and loved**



## Big Picture Outcome 5: All children in Jersey are included, respected, and valued

|   |   |
|---|---|
| <h3>Ambition</h3>   |   |
| <p>Only by listening to children’s experiences of growing up in Jersey will we be able to understand their achievements and challenges. We know that not all children in Jersey enjoy the same opportunities and life chances due to a variety of circumstances. Jersey has now committed to the incorporation of the UNCRC into domestic law, meaning that all children should enjoy the same rights. A rights based approach will inform how disadvantage in its variety of forms can be overcome and equality of opportunity for all achieved in Jersey.</p> |   |
| <h3>What must go well?</h3>   |   |
| <p>This means that children:</p> <ul style="list-style-type: none"> <li>• feel <b>accepted, respected and valued</b> at home, in school, the community</li> <li>• engage in law-abiding and <b>positive behaviour</b> in and out of school</li> <li>• live free from racism and <b>discrimination</b></li> <li>• have stable and <b>healthy relationships</b></li> <li>• have their voice, perspectives and opinions <b>listened to</b> and taken into account</li> </ul>   |   |
| <h3>Jersey’s Children First</h3>  | <h3>Key programmes and strategies</h3>  |
| <p>Practitioners working to improve the ‘Responsible’, ‘Included’ and ‘Respected’ elements of the Jersey’s Children First Model will be contributing to this Big Picture Outcome.</p>   | <ul style="list-style-type: none"> <li>• Rights Respecting Schools Programme</li> <li>• School Council network</li> <li>• Children in Care Council</li> <li>• Youth Parliament</li> </ul> |

## United Nations Convention on the Rights of the Child: Articles



## Island Outcome Indicators for children and young people

% of young people in years 8, 10 and 12 who feel a sense of belonging to Jersey  
 % children at Early Years Foundation Stage demonstrating high levels of wellbeing and involvement  
*% of children who are aware of their rights under UNCRC\**  
 % of CYP who have done voluntary work for their community or local or national charities in last 12 months  
 % of young people who report experiencing unfair treatment in Jersey in the previous 12 months  
 % of children and young people who think adults in Jersey generally take account of what they have to say

## Data Development Agenda

| Outcome                             | Indicator  | Rationale  |
|-------------------------------------|--|--|
| 5   Included, respected, and valued | % of young people in years 8, 10 and 12 who feel a sense of belonging to Jersey                | Baseline data collected 2021, would need inclusion in future Jersey Children and Young People's Surveys. |
| 5   Included, respected, and valued | % of young people who report experiencing unfair treatment in Jersey in the previous 12 months | Baseline data collected 2021, would need inclusion in future Jersey Children and Young People's Surveys. |

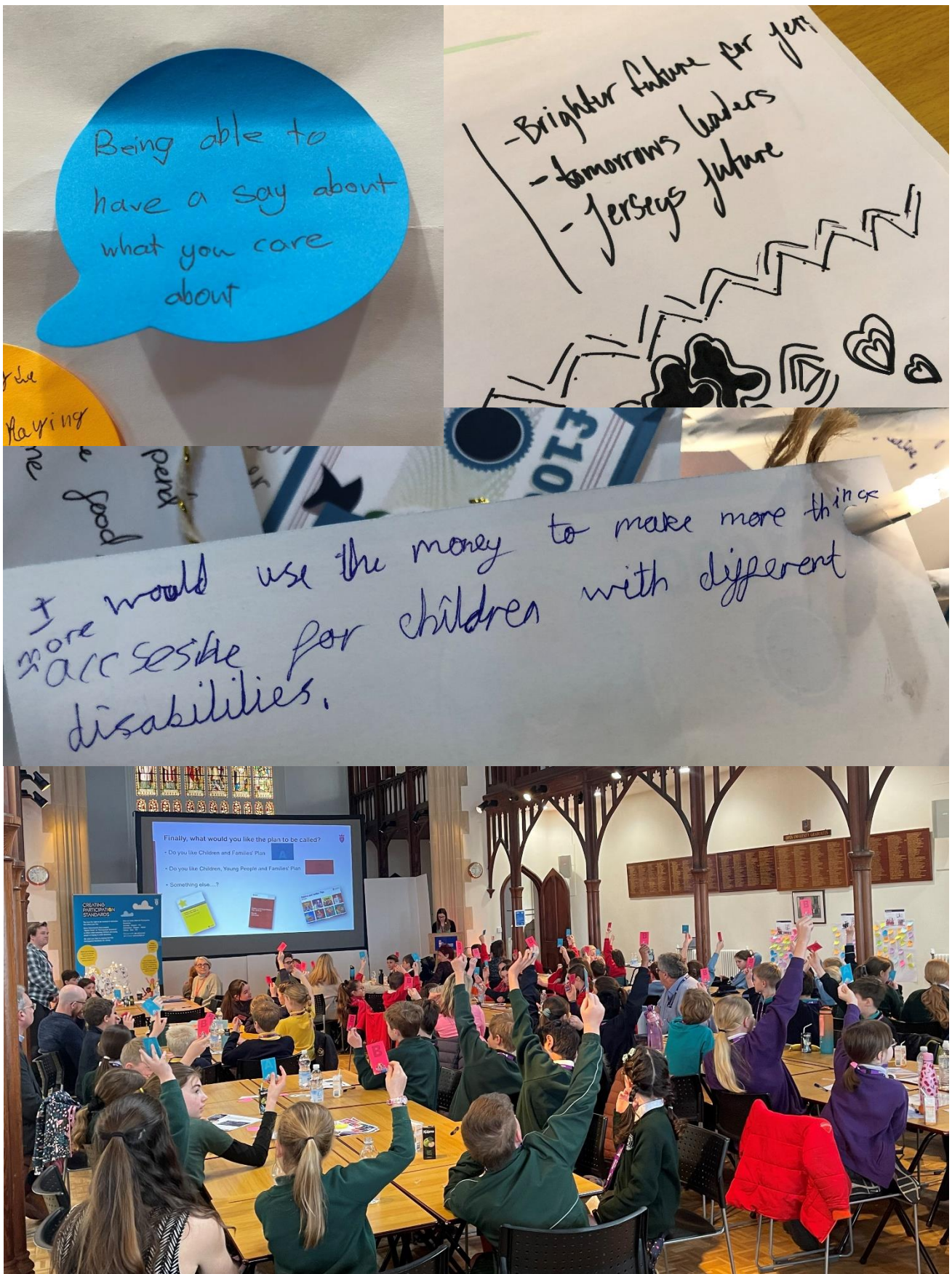
## What does this outcome mean to children and young people

Protect the environment – stop littering and recycle plastics

Having a voice, and an opportunity to be heard and listened to

Treat others how you would like to be treated

## Big Picture Outcome 5: All children in Jersey are included, respected, and valued



## A Framework to Develop and Support System Wide Delivery

There are four key areas of activity that sit above and inform the delivery of multi-agency strategies and services that collectively contribute to improving children's wellbeing. During the lifetime of the plan activity overseen by the Children's Outcomes Executive Committee will be strengthened and support Responsible Ministers. These areas include:

- Workstream 1: Establish and maintain a core set of Island indicators for all children and young people's wellbeing. These indicators will form the initial data set to understand how Jersey is progressing over time. Priorities that feature in the Children, Young People and Families' Plan will be informed by this data set and assist the Children's Outcomes Executive Committee's decision making as to where the system needs to focus its efforts. A data development agenda will be established which will allow the Island indicators to remain relevant to the contemporary challenges to children and young people's wellbeing.
- Workstream 2: Consolidate and grow sustainable approaches to engage children and young people to inform improvement activity. Coordination and strengthening of existing structures that support meaningful engagement with children and young people are key to setting priorities as well as providing insights as to the nature of any differences made to children's lives.
- Workstream 3: Improve alignment between the Children, Young People and Families' Plan and government performance and planning cycles. The alignment of existing strategies and programmes of work under the key Big Picture Outcomes will help reduce duplication of delivery effort, reduce unhelpful process and better position existing partnerships to deliver. Aligning elements of the government service performance dashboards with priority areas of the Children, Young People and Families' Plan offers the opportunity to directly connect frontline practitioner activity to the delivery of the plan, the golden thread.
- Workstream 4: Periodically conduct spotlights on a particular focus area where better insight and understanding is needed to inform future improvement. Outputs from each spotlight will be summarised and fed-back to key stakeholders in the system including Commissioners, Ministers, Chief Officers, Children's Voluntary Sector Cluster, Youth Parliament, to support future planning and delivery.

## Appendix 1: Template - Big Picture Outcomes

|  |  |
|--|--|
| <b>Ambition</b>  |  |
| An overview of the importance of each outcome.   |  |
| <b>What must go well?<br/>This means that children:</b>  |  |
| The aspirational statement for each outcome is supported by a high level summary of what it means. It asks the questions ‘what must go well?’ or ‘what would success look like?’ if this outcome is to be achieved for children and young people in Jersey.  |  |
| <b>Jersey’s Children First</b>   | <b>Key programmes and strategies</b>   |
| A standard framework that ensures a shared approach is adopted across agencies, services and settings in the public, community and voluntary sectors. The approach uses eight wellbeing indicators: safe, healthy, achieving, nurtured, active, respected, responsible, included. Aligning the eight wellbeing indicators at the heart of the Jersey’s Children First framework to the outcomes of the Children, Young People and Families’ Plan ensures consistent language and practice from policy through to delivery. | There are several key programmes and strategies already in progress towards improving outcomes for children and young people. This section highlights some important programmes and strategies under each outcome which complement the work of the Children, Young People and Families’ Plan. It is not presented as an exhaustive list, but co-ordinating systemic delivery of multi-agency strategies and services collectively contributes to improving children’s wellbeing. There may be contribution from programmes across more than one outcome. |
| <b>United Nations Convention on the Rights of the Child (UNCRC): Articles</b>  |  |
| The UNCRC is the most widely adopted human rights treaty and its articles set out the civil, political, economic, social and cultural rights applicable to everyone under the age of 18. The UK’s ratification of the UNCRC extends to Jersey and means the Island is obliged under international law to take measures to implement it. A new law was adopted in 2022 to ensure that children’s human rights, as set out in the UNCRC, are protected, respected and fulfilled.   |  |
| <b>Island Outcome Indicators for children and young people</b>   |  |
| This section presents headline Island Outcome indicators relating to the Big Picture Outcome. These indicators reveal trends through long term monitoring. This allows us to see whether we are making and sustaining progress towards the outcome and adapt strategy design and delivery accordingly.   |  |
| <u>Key:</u>  |  |
| * An indicator which was included in the Children and Young People’s Plan 2019-23  |  |
| ** An area for the data development agenda   |  |



## Appendix 2: Feedback from Children and Young People

As part of the development of the Children, Young People and Families' Plan 2024 - 2027, we examined lots of surveys and consultations to hear and share the views of children and young people.

The top three issues important to children and young people, throughout these surveys, are:

- More places to play
- Affordable or free activities
- Cheaper food and housing.

School Council Network's top feedback on the 5 big goals in the Children, Young People and Families' Plan:

What does it mean to you to be Happy and Healthy?

- More places to play
- Cheap healthy food
- Free clubs and activities.

What does it mean to you to Learn and Achieve?

- Setting learning goals and working hard
- More Design Technology (DT) and Art subjects
- Free after-school tuition and after-school clubs.

What does it mean to you to have a Good Standard of Living?

- Cheaper food and housing
- Having a home, food and drink
- More shelters for homeless people.

What does it mean to you to feel Safe and Loved?

- Living in a safe and happy home
- Feeling safe and not bullied
- Loving family.

What does it mean to you to feel Included, Respected and Valued?

- Protect the environment – stop littering and recycle plastics
- Having a voice and an opportunity to be heard and listened to
- Treat others how you would like to be treated.

If the Government had an extra £1,000 how would you suggest they spend it?

Top 5 ideas:

- Cheaper healthy food
- More housing for families
- Parks
- Activities for older children
- A new hospital.